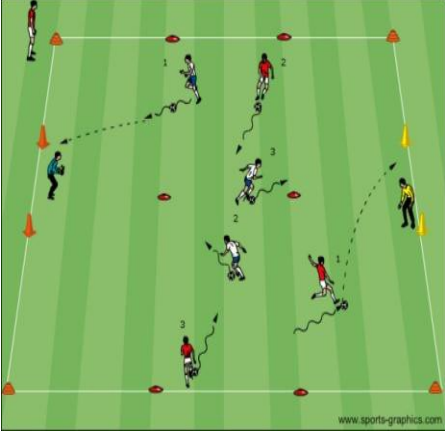

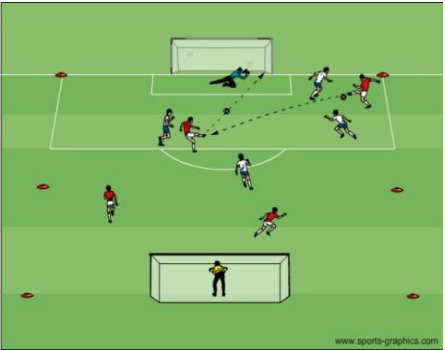


U10 – Shooting II Week 10

Topic: Shooting II

Objective: To improve the technique of players to strike a moving ball to goal with the instep and the inside of the foot

Technical Warm up	Organization	Coaching Pts.
	<p><u>Numbered Shooting:</u> Two goals with GK's set up about 40 yards apart. Each player with a number is dribbling in defined area between goals. When coach calls a number, that player dribbles out of area and shoots on the goal. Shots should be taken about 10-12 yards out.</p>	<ul style="list-style-type: none"> • Body position and balance • Eye on the ball at moment of contact • Strike ball with ankle locked and hard bone on top of foot • Non-kicking foot directed at target • Strike the center of the ball and follow through towards target landing on shooting foot • Shooting technique of a moving ball <p style="text-align: right;">Time: 15 minutes</p>
<p>Small Sided Game</p> 	<p><u>Popcorn (15 min):</u> Two goals with GK's set up about 40 yards apart. Players will be able to compete individually against each other or in teams of 2. Coach will pass a ball; player(s) who obtain possession of the ball may score in either goal. First player (team) that reaches five goals wins.</p>	<ul style="list-style-type: none"> • Proper technique of shooting with the instep and the inside of the foot • Placement vs. power • Quality preparation touch • Finishing rebounds <p style="text-align: right;">Time: 15 minutes</p>
<p>Exp. Small Sided Game</p> 	<p><u>Blank Out Finishing Game:</u> Two goals with GK's set up about 40 yards apart. Team is divided in two equal sides. All goals are worth 1 point with exception of a one touch goal. Once the one touch goal is scored, that team "blanks out" all the points of the opponent.</p>	<ul style="list-style-type: none"> • Placement vs. power • Quality preparation touch • Finishing rebounds <p style="text-align: right;">Time: 20 minutes</p>
<p>Game</p>	<p>Organization</p>	<p>Coaching Pts.</p>
<p>6v6 Scrimmage</p>	<p>Play with Goalkeepers in a 45-60 yard long by 35-45 yard wide field.</p>	<ul style="list-style-type: none"> • All of the above <p style="text-align: right;">Time: 30 minutes</p>
<p>COOL DOWN</p>	<p>Activities to reduce heart rate, static stretching & review session – Time 10 min.</p>	