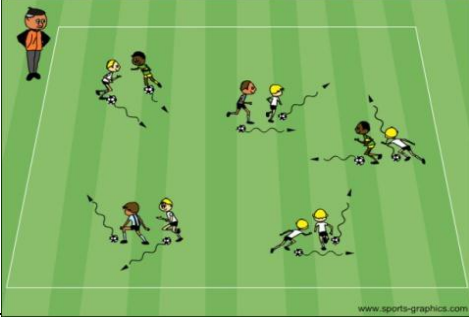


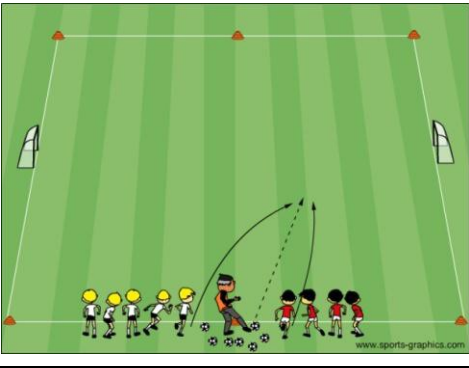


U6 – Lesson Plan 9

Activity 1	Activity Description	Time
	<p>Tag: All players dribbling a soccer ball will try to tag each other with their hands. Players cannot abandon their own ball to tag.</p> <p>Coach: Have players keep count of their own tags. If playing more than one game, have players improve their tags by 1, 2 or 3 more than before.</p>	<p>6 minutes</p>
Activity 2	Activity Description	Time
	<p>Hospital Tag: All players dribbling a soccer ball will try to tag each other with their hands. Once a player is tagged he/she must cover the tagged (injured) spot with one hand, second tag use the other hand, third tag the player must go to the hospital to see the doctor and cure him/her.</p> <p>Coach: Acts as the “doctor” and heals the dribblers so they can keep involved in the activity.</p>	<p>6 minutes</p>
Activity 3	Activity Description	Time
	<p>Body Part Dribble: All players dribbling a soccer ball. The coach calls out a body part (elbow! - knee!) and the players then touch their ball with that part of the body.</p> <p>Coach: Vary the body parts, number of body parts he calls out, and rate at which he calls them out.</p>	<p>6 minutes</p>
Activity 4	Activity Description	Time
	<p>Get “O ut ta” There: The players are divided into two teams, and positioned at either side of the coach with multiple soccer balls outside a 10x15 yard grid with two small goals on each end line. The coach serves a ball into the grid and the players try to gain possession and score on their opponent. If a goal is scored or the soccer ball goes out of bounds, the coach yells “Get outta here”.</p> <p>Coach: Can make the games 1v1, 2v2 or 3v3. They should vary the service.</p>	<p>6 minutes</p>
Scrimmage	Activity Description	Time
3v3 - Dual Field Scrimmage	Set up two fields of 15 x 20 yards with a 5yd space between them in order to keep the majority of your team playing.	25 minutes